



www.Source1Parts.com

# GY9S SERIES CONDENSING UPFLOW NATURAL GAS FURNACES (STYLE K)

HVAC SERVICE PARTS

Supersedes: Nothing

035-21294-001 Rev. A (1206)

1 of 12

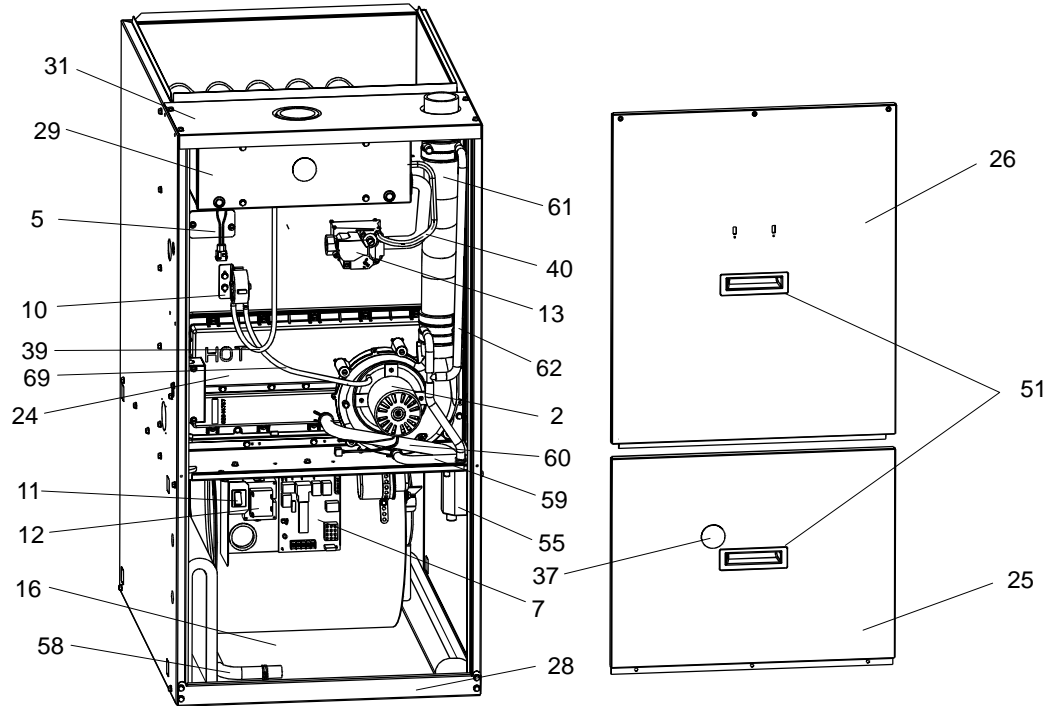


Figure 1: CONDENSING UPFLOW NATURAL GAS FURNACES

FIG	ITEM	DESCRIPTION	GY9S040A12UP11K	GY9S060B12UP11K	GY9S080B12UP11K
			(2 BURNER)	(3 BURNER)	(4 BURNER)
<b>MOTOR</b>					
2	1	MOTOR, DIRECT DRIVE BLOWER	S1-02435647000	S1-02435647000	S1-02435647000
1,2	2	MOTOR, INDUCER ASS'Y	S1-02434558000	S1-02434558000	S1-02434558000
<b>ELECTRICAL</b>					
2	3	CAPACITOR, RUN (10MFD/370V)	S1-02420046000	S1-02420046000	S1-02420046000
2	4	SWITCH, LIMIT (INDUCER)	S1-02538737000	S1-02538737000	S1-02538737000
1	5	LIMIT, TEMPERATURE (Primary)	S1-02529041005	S1-02529041004	S1-02529041012
3	6	LIMIT, FLAME ROLL-OUT	S1-02527792001	S1-02527792001	S1-02527792001
1	7	CONTROL, FURNACE MODULE	<b>S1-03109166000</b>	<b>S1-03109166000</b>	<b>S1-03109166000</b>
3	8	IGNITER	S1-02532625000	S1-02532625000	S1-02532625000
3	9	SENSOR, FLAME	S1-02537499000	S1-02537499000	S1-02537499000
1	10	SWITCH, PRESSURE	S1-02435264000	S1-02435262000	S1-02435261000
1	11	SWITCH, DOOR	S1-02427640000	S1-02427640000	S1-02427640000
1	12	TRANSFORMER	S1-02530889000	S1-02530889000	S1-02530889000
1,3	13	VALVE, GAS	S1-02537426000	S1-02537426000	S1-02537426000
<b>AIR MOVING</b>					
2	14	HOUSING, BLOWER	S1-37323744001	S1-37323744001	S1-37323744001
2	15	WHEEL, BLOWER	S1-02619654009	S1-02619654009	S1-02619654009
*	15A	BRACKET, BLOWER MTG (2 Req'd)	S1-07323778001	S1-07323778001	S1-07323778001

NOTE: \*Not Shown

New replacement parts shown in bold face type at the first printing of parts list dated 12/06.

Major components and suggested stocking items are shown with shaded item number.

"<" Across from row indicates a change in that row.

--- Not applicable to specified model.

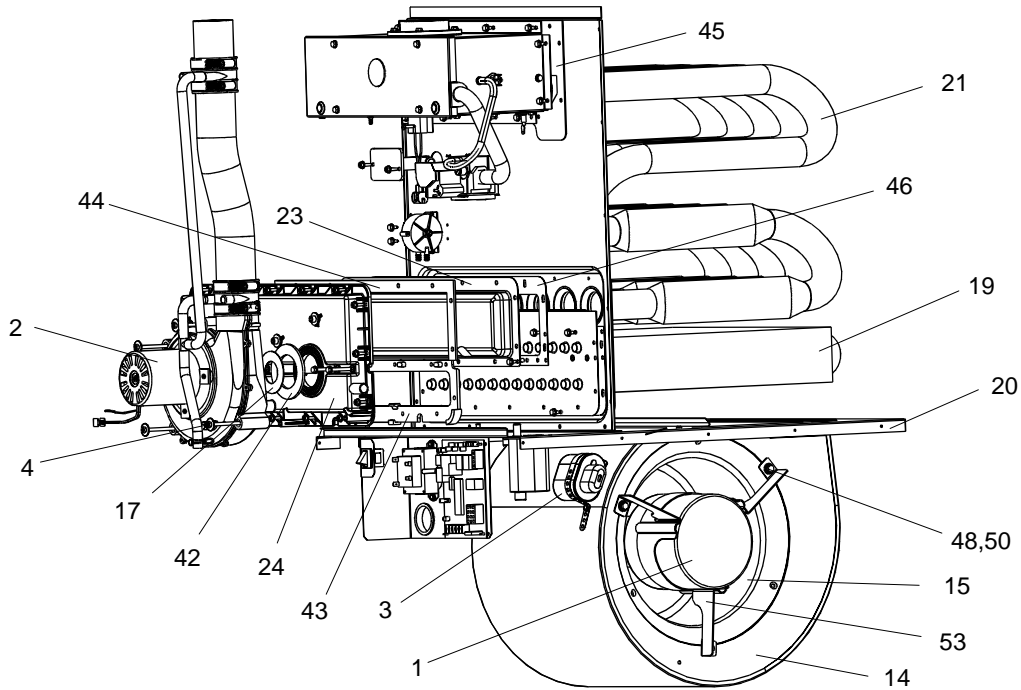


Figure 2: CONDENSING UPFLOW NATURAL GAS FURNACES

FIG	ITEM	DESCRIPTION	GY9S040A12UP11K	GY9S060B12UP11K	GY9S080B12UP11K
			(2 BURNER)	(3 BURNER)	(4 BURNER)
<b>FABRICATED PARTS</b>					
1	16	PANEL, BLOCK-OFF	S1-07319813090	S1-07319812090	S1-07319812090
2	17	COMBUSTION BLWR RESTRICTOR	S1-02815209000	S1-02815163000	---
3	18	BURNER, MAIN GAS	S1-02920482000	S1-02920482000	S1-02920482000
2	19	COIL, CONDENSING	S1-37319813801	S1-37319812801	S1-37319812801
2	20	SHELF, BLOWER	S1-07319813215	S1-07319812212	S1-07319812212
2	21	HEAT EXCHANGER ASS'Y	S1-37319811601	S1-37319812601	S1-37319812601
3	22	MANIFOLD, GAS	S1-02922253020	S1-02922253030	S1-02922253040
2	23	SHIELD, PAN	S1-07319813560	S1-07319812560	S1-07319812560
1,2	24	PAN, CONDENSATE	S1-02815179000	S1-02814756001	S1-02814756001
1	25	PANEL, BLOWER ACCESS	S1-07319814114	S1-07319812114	S1-07319812114
1	26	ACCESS PANEL, UPPER	S1-07319814121	S1-07319812121	S1-07319812121
3	27	WRAPPER, BURNER BOX	S1-07319813020	S1-07319811030	S1-07319811040
1	28	CHANNEL, TOE PLATE	S1-07319862055	S1-07319862056	S1-07319862056
1,3	29	COVER, GAS CONTROL	S1-37322155001	S1-37322155002	S1-37322155003
3	30	BOTTOM PANEL, BURNER BOX	S1-07319811120	S1-07319811130	S1-07319811140
1	31	PANEL, TOP	S1-07323754001	S1-07323754002	S1-07323754003
3	32	SUPPORT, BURNER	S1-07319811320	S1-07319811330	S1-07319811340
*	33	PLATE, DIFFUSER	S1-07314566001	S1-07314566002	S1-07314566003
3	34	BRACKET, IGNITER	S1-07317403000	S1-07317403000	S1-07317403000
	35				
	36				

NOTE: \*Not Shown  
 New replacement parts shown in **bold** face type at the first printing of parts list dated 12/06.  
 Major components and suggested stocking items are shown with shaded item number.  
 "<" Across from row indicates a change in that row.  
 --- Not applicable to specified model.

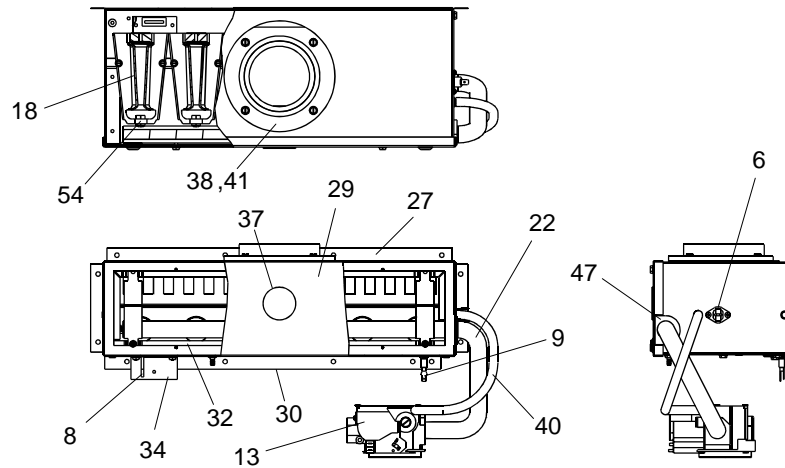


Figure 3: GAS CONTROLS

FIG	ITEM	DESCRIPTION	GY9S040A12UP11K	GY9S060B12UP11K	GY9S080B12UP11K
			(2 BURNER)	(3 BURNER)	(4 BURNER)
<b>MISCELLANEOUS</b>					
1,3	37	PLUG, WINDOW, CLEAR -1.5"	S1-02537005000	S1-02537005000	S1-02537005000
3	38	CONNECTOR AIR INTAKE 2"	S1-02811289000	S1-02811289000	S1-02811289000
1	39	TUBING, SILICONE (Gray, .188 ID, 2 ft. Req'd)	S1-02812499000	S1-02812499000	S1-02812499000
1,3	40	TUBING, PREFORMED	S1-02815170000	S1-02815170000	S1-02815170000
3	41	GASKET, AIR INTAKE	S1-02812460001	S1-02812460001	S1-02812460001
2	42	GASKET, COMBUSTION BLOWER	S1-02814767000	S1-02814767000	S1-02814767000
2	43	GASKET, CONDENSATE PAN	S1-02814759001	S1-02814759002	S1-02814759002
2	44	GASKET, UPPER CONDENSATE PAN	S1-02815180000	S1-02814773000	S1-02814773000
2	45	GASKET, GAS CONTROLS	S1-02815221000	S1-02815222000	S1-02815223000
2	46	GASKET (COND. COIL/LOWER PAN) (2 Req'd)	S1-02814760001	S1-02814760002	S1-02814760002
3	47	GROMMET, MANIFOLD SEAL	S1-02812465000	S1-02812465000	S1-02812465000
2	48	GROMMET, MOTOR (3 Req'd)	S1-02814740000	S1-02814740000	S1-02814740000
*	49	GROMMET, 1/2" DIA.	S1-02530823000	S1-02530823000	S1-02530823000
2	50	FERRULE, MOTOR MOUNT(3 Req'd)	S1-02320541000	S1-02320541000	S1-02320541000
1	51	HANDLE, DOOR (2 Req'd)	S1-02814886000	S1-02814886000	S1-02814886000
*	52	HARNESS, MAIN WIRING	S1-37319811531	S1-37319811531	S1-37319811531
2	53	MOUNT, 1 PC. MOTOR	S1-07319831001	S1-07319831001	S1-07319831001
3	54	ORIFICE, BURNER (Natural #45)	S1-02921182045	S1-02921182045	S1-02921182045
1	55	TRAP, CONDENSATE	S1-02814762000	S1-02814762000	S1-02814762000
*	56	WIRING DIAGRAM	105210	105210	105210
	57				
1	58	DRAIN TUBE, CONDENSATE TRAP	S1-02813309004	S1-02813309004	S1-02813309004
1	59	DRAIN TUBE, COMBUSTION BLOWER	S1-02814764000	S1-02814764000	S1-02814764000
1	60	DRAIN TUBE, CONDENSATE PAN	S1-02814763000	S1-02814763000	S1-02814763000
1	61	VENT TUBE	S1-02815226000	S1-02815226000	S1-02815226000
1	62	DRAIN ASSY, DOUBLE GUTTER	S1-02815227000	S1-02815227000	S1-02815227000
*	63	LOCKNUT, CONDUIT (1/2")	S1-02532683000	S1-02532683000	S1-02532683000
*	64	ADAPTER, INSERT	S1-02531808000	S1-02531808000	S1-02531808000
*	65	BUSHING, THREADED	S1-02531807000	S1-02531807000	S1-02531807000
	66	WASHER, FLAT FIBERGLASS (2 Req'd)	S1-02814768000	S1-02814768000	S1-02814768000
	67	2" PVC	S1-02815228000	S1-02815228000	S1-02815228000
*	68	LOGO/BEZEL PLATE ASSY	S1-37323701003	S1-37323701003	S1-37323701003
1	69	TUBING, SILICONE (Gray, .188 ID, 1.25 ft. Req'd)	S1-02812499000	S1-02812499000	S1-02812499000

NOTE: \*Not Shown

New replacement parts shown in **bold** face type at the first printing of parts list dated 12/06.

Major components and suggested stocking items are shown with shaded item number.

"<" Across from row indicates a change in that row.

--- Not applicable to specified model.



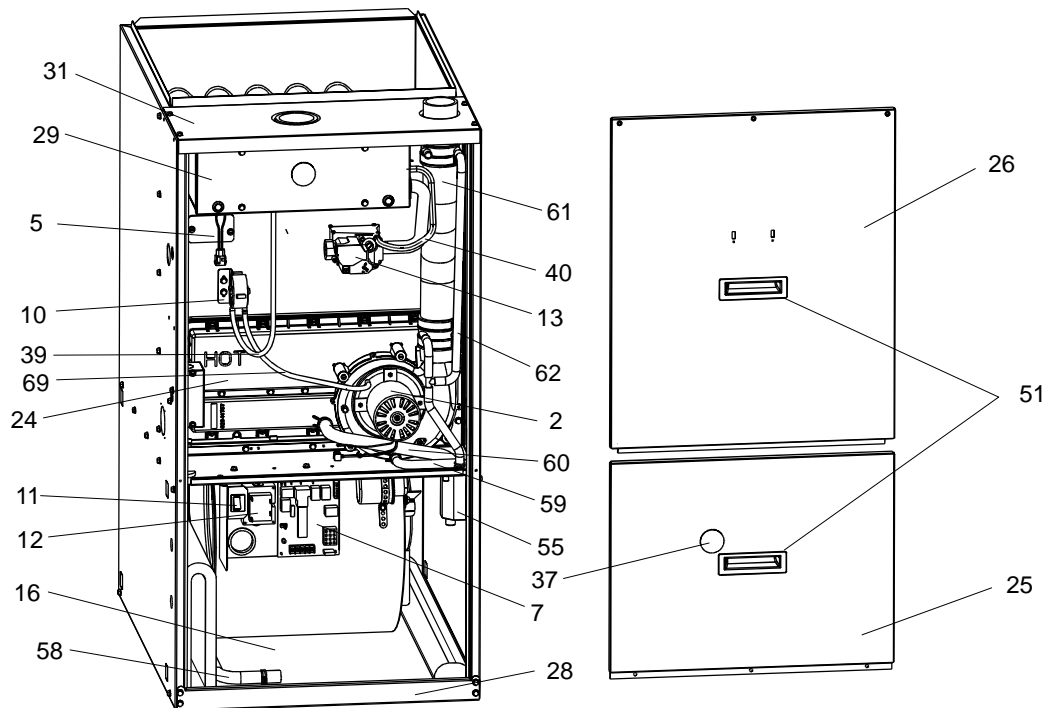


Figure 1: CONDENSING UPFLOW NATURAL GAS FURNACES

FIG	ITEM	DESCRIPTION	GY9S080C16UP11K	GY9S080C20UP11K	GY9S100C16UP11K	<
			(4 BURNER)	(4 BURNER)	(5 BURNER)	
<b>MOTOR</b>						
2	1	MOTOR, DIRECT DRIVE BLOWER	S1-02432055000	S1-02432056000	S1-02432055000	
1,2	2	MOTOR, INDUCER ASS'Y	S1-02434558000	S1-02434558000	S1-02434558000	
<b>ELECTRICAL</b>						
2	3	CAPACITOR (10MFD/370V)	S1-02420046000	---	S1-02420046000	
		CAPACITOR (15MFD/370V)	---	S1-02425900000	---	
2	4	SWITCH, LIMIT (INDUCER)	S1-02538737000	S1-02538737000	S1-02538737000	
1	5	LIMIT, TEMPERATURE (Primary)	S1-02529041011	S1-02529041005	S1-02529041011	
3	6	LIMIT, FLAME ROLL-OUT	S1-02527792001	S1-02527792001	S1-02527792001	
1	7	CONTROL, FURNACE MODULE	<b>S1-03109166000</b>	<b>S1-03109166000</b>	<b>S1-03109166000</b>	
3	8	IGNITER	S1-02532625000	S1-02532625000	S1-02532625000	
3	9	SENSOR, FLAME	S1-02537499000	S1-02537499000	S1-02537499000	
1	10	SWITCH, PRESSURE	S1-02435261000	S1-02435261000	S1-02435261000	
1	11	SWITCH, DOOR	S1-02427640000	S1-02427640000	S1-02427640000	
1	12	TRANSFORMER	S1-02530889000	S1-02530889000	S1-02530889000	
1,3	13	VALVE, GAS	S1-02537426000	S1-02537426000	S1-02537426000	
<b>AIR MOVING</b>						
2	14	HOUSING, BLOWER	S1-37323746001	S1-37323747001	S1-37323746001	
2	15	WHEEL, BLOWER	S1-02619654014	S1-02638510000	S1-02619654014	
*	15A	BRACKET, BLOWER MTG (2 Req'd)	S1-07323778001	S1-07323778001	S1-07323778001	

NOTE: \*Not Shown

New replacement parts shown in **bold** face type at the first printing of parts list dated 12/06.

Major components and suggested stockings items are shown with shaded item number.

"<" Across from row indicates a change in that row.

--- Not applicable to specified model.



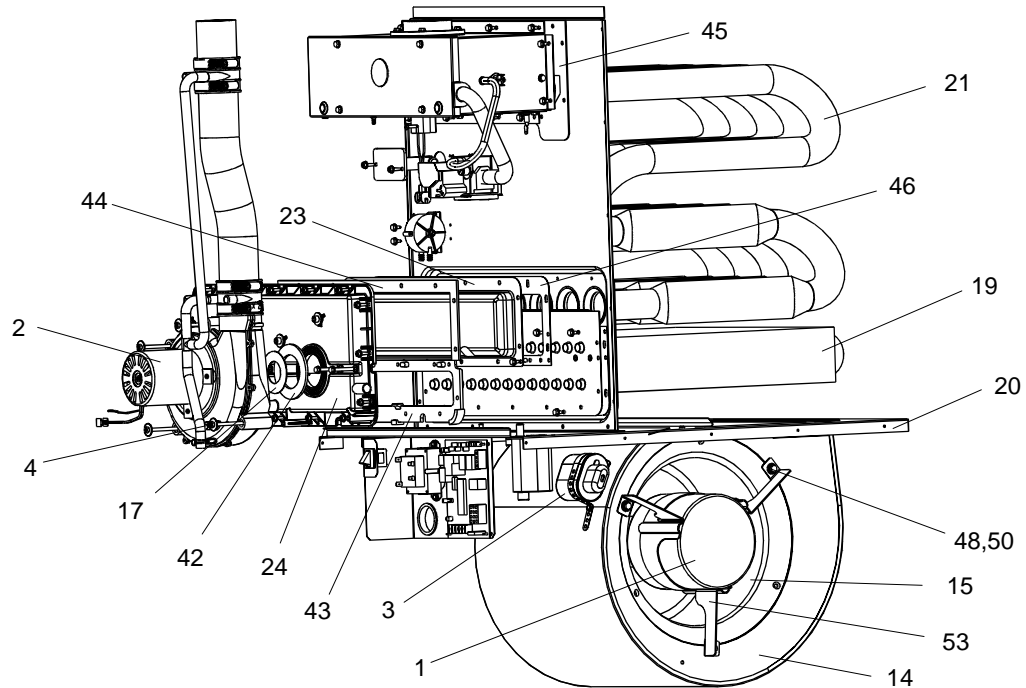


Figure 2: CONDENSING UPFLOW NATURAL GAS FURNACES

FIG	ITEM	DESCRIPTION	GY9S080C16UP11K	GY9S080C20UP11K	GY9S100C16UP11K
			(4 BURNER)	(4 BURNER)	(5 BURNER)
<b>FABRICATED PARTS</b>					
1	16	PANEL, BLOCK-OFF	S1-07319816090	S1-07319816090	S1-07319816090
2	17	COMBUSTION BLWR RESTRICTOR	S1-02815164000	---	---
3	18	BURNER, MAIN GAS	S1-02920482000	S1-02920482000	S1-02920482000
2	19	COIL, CONDENSING	S1-37319816801	S1-37319816801	S1-37319816801
2	20	SHELF, BLOWER	S1-07319816212	S1-07319816216	S1-07319816212
2	21	HEAT EXCHANGER ASS'Y	S1-37319816601	S1-37319816601	S1-37319816602
3	22	MANIFOLD, GAS	S1-02922253040	S1-02922253040	S1-02922253050
2	23	SHIELD, PAN	S1-07319816560	S1-07319816560	S1-07319816560
1,2	24	PAN, CONDENSATE	S1-02814757001	S1-02814757001	S1-02814757001
1	25	PANEL, BLOWER ACCESS	S1-07319816114	S1-07319816114	S1-07319816114
1	26	ACCESS PANEL, UPPER	S1-07319816121	S1-07319816121	S1-07319816121
3	27	WRAPPER, BURNER BOX	S1-07319811040	S1-07319811040	S1-07319811050
1	28	CHANNEL, TOE PLATE	S1-07319862057	S1-07319862057	S1-07319862057
1,3	29	COVER, GAS CONTROL	S1-37322155003	S1-37322155003	S1-37322155004
3	30	BOTTOM PANEL, BURNER BOX	S1-07319811140	S1-07319811140	S1-07319811150
1	31	PANEL, TOP	S1-07323754004	S1-07323754004	S1-07323754005
3	32	SUPPORT, BURNER	S1-07319811340	S1-07319811340	S1-07319811350
*	33	PLATE, DIFFUSER	S1-07314566003	S1-07314566003	S1-07314566004
3	34	BRACKET, IGNITER	S1-07317403000	S1-07317403000	S1-07317403000
	35				
	36				

NOTE: \*Not Shown

New replacement parts shown in **bold** face type at the first printing of parts list dated 12/06.

Major components and suggested stocking items are shown with shaded item number.

"<" Across from row indicates a change in that row.

--- Not applicable to specified model.



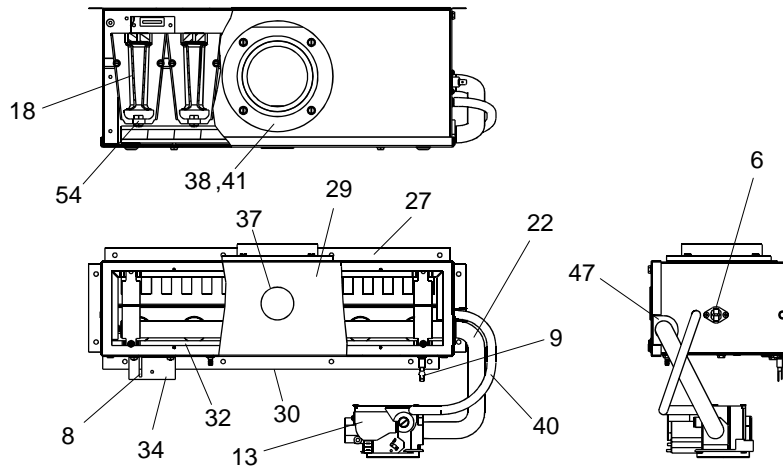


Figure 3: GAS CONTROLS

FIG	ITEM	DESCRIPTION	GY9S080C16UP11K	GY9S080C20UP11K	GY9S100C16UP11K
			(4 BURNER)	(4 BURNER)	(5 BURNER)
<b>MISCELLANEOUS</b>					
1,3	37	PLUG, WINDOW, CLEAR -1.5"	S1-02537005000	S1-02537005000	S1-02537005000
3	38	CONNECTOR AIR INTAKE 2"	S1-02811289000	S1-02811289000	S1-02811289000
1	39	TUBING, SILICONE (Gray, .188 ID, 2 ft. Req'd)	S1-02812499000	S1-02812499000	S1-02812499000
1,3	40	TUBING, PREFORMED	S1-02815170000	S1-02815170000	S1-02815170000
3	41	GASKET, AIR INTAKE	S1-02812460001	S1-02812460001	S1-02812460001
2	42	GASKET, COMBUSTION BLOWER	S1-02814767000	S1-02814767000	S1-02814767000
2	43	GASKET, CONDENSATE PAN	S1-02814759003	S1-02814759003	S1-02814759003
2	44	GASKET, UPPER CONDENSATE PAN	S1-02814774000	S1-02814774000	S1-02814774000
2	45	GASKET, GAS CONTROLS	S1-02815223000	S1-02815223000	S1-02815224000
2	46	GASKET (COND. COIL/LOWER PAN) (2 Req'd)	S1-02814760003	S1-02814760003	S1-02814760003
3	47	GROMMET, MANIFOLD SEAL	S1-02812465000	S1-02812465000	S1-02812465000
2	48	GROMMET, MOTOR (3 Req'd)	S1-02814740000	S1-02814740000	S1-02814740000
*	49	GROMMET, 1/2" DIA.	S1-02530823000	S1-02530823000	S1-02530823000
2	50	FERRULE, MOTOR MOUNT(3 Req'd)	S1-02320541000	S1-02320541000	S1-02320541000
1	51	HANDLE, DOOR (2 Req'd)	S1-02814886000	S1-02814886000	S1-02814886000
*	52	HARNES, MAIN WIRING	S1-37319811531	S1-37319811531	S1-37319811531
2	53	MOUNT, 1 PC. MOTOR	S1-07319831001	S1-07319831001	S1-07319831001
3	54	ORIFICE, BURNER (Natural #45)	S1-02921182045	S1-02921182045	S1-02921182045
1	55	TRAP, CONDENSATE	S1-02814762000	S1-02814762000	S1-02814762000
*	56	WIRING DIAGRAM	105210	105210	105210
	57				
1	58	DRAIN TUBE, CONDENSATE TRAP	S1-02813309004	S1-02813309004	S1-02813309004
1	59	DRAIN TUBE, COMBUSTION BLOWER	S1-02814764000	S1-02814764000	S1-02814764000
1	60	DRAIN TUBE, CONDENSATE PAN	S1-02814763000	S1-02814763000	S1-02814763000
1	61	VENT TUBE	S1-02815226000	S1-02815226000	S1-02815226000
1	62	DRAIN ASSY, DOUBLE GUTTER	S1-02815227000	S1-02815227000	S1-02815227000
*	63	LOCKNUT, CONDUIT (1/2")	S1-02532683000	S1-02532683000	S1-02532683000
*	64	ADAPTER, INSERT	S1-02531808000	S1-02531808000	S1-02531808000
*	65	BUSHING, THREADED	S1-02531807000	S1-02531807000	S1-02531807000
*	66	WASHER, FLAT FIBERGLASS (2 Req'd)	S1-02814768000	S1-02814768000	S1-02814768000
*	67	2" PVC	S1-02815228000	S1-02815228000	S1-02815228000
*	68	LOGO/BEZEL PLATE ASSY	S1-37323701003	S1-37323701003	S1-37323701003
1	69	TUBING, SILICONE (Gray, .188 ID, 1.25 ft. Req'd)	S1-02812499000	S1-02812499000	S1-02812499000

NOTE: \*Not Shown

New replacement parts shown in **bold** face type at the first printing of parts list dated 12/06.

Major components and suggested stocking items are shown with shaded item number.

"<" Across from row indicates a change in that row.

--- Not applicable to specified model.



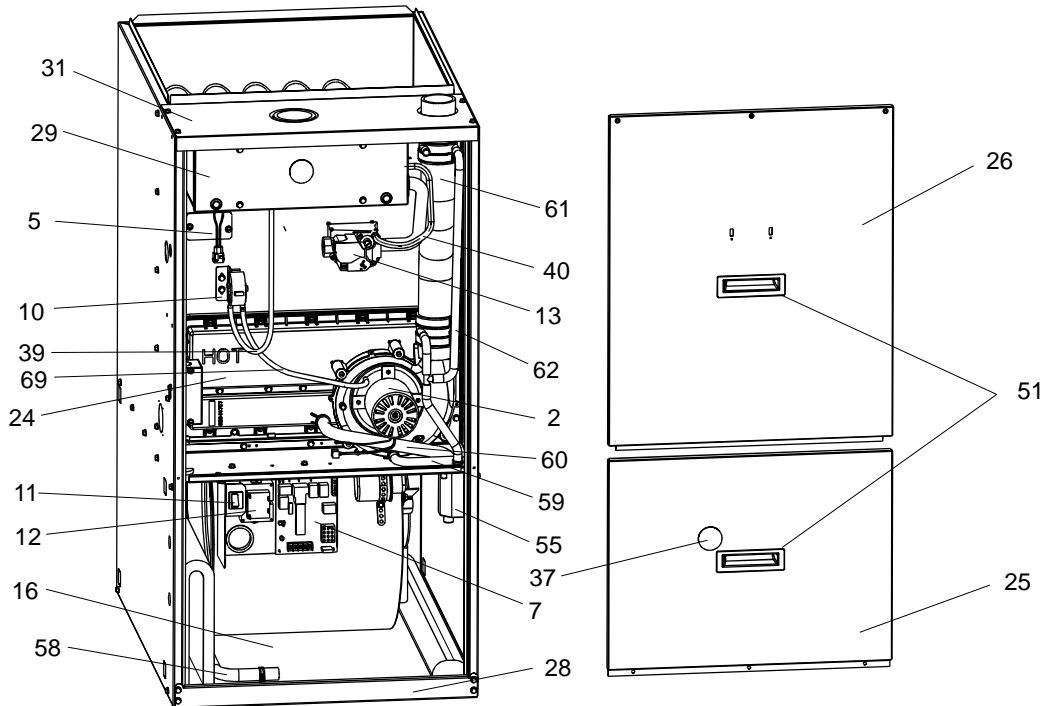


Figure 1: CONDENSING UPFLOW NATURAL GAS FURNACES

FIG	ITEM	DESCRIPTION	GY9S100C20UP11K	GY9S120D20UP11K	GY9S135D20UP11K
			(5 BURNER)	(6 BURNER)	(6 BURNER)
<b>MOTOR</b>					
2	1	MOTOR, DIRECT DRIVE BLOWER	S1-02432056000	S1-02432056000	S1-02432056000
1,2	2	MOTOR, INDUCER ASS'Y	S1-02434558000	S1-02434558000	S1-02434558000
<b>ELECTRICAL</b>					
2	3	CAPACITOR (15MFD/370V)	S1-02425900000	S1-02425900000	S1-02425900000
2	4	SWITCH, LIMIT (INDUCER)	S1-02538737000	S1-02538737000	S1-02538737000
1	5	LIMIT, TEMPERATURE (Primary)	S1-02529041004	S1-02529041011	S1-02529041012
3	6	LIMIT, FLAME ROLL-OUT	S1-02527792001	S1-02527792001	S1-02527792001
1	7	CONTROL, FURNACE MODULE	<b>S1-03109166000</b>	<b>S1-03109166000</b>	<b>S1-03109166000</b>
3	8	IGNITER	S1-02532625000	S1-02532625000	S1-02532625000
3	9	SENSOR, FLAME	S1-02537499000	S1-02537499000	S1-02537499000
1	10	SWITCH, PRESSURE	S1-02435261000	S1-02435262000	S1-02435263000
1	11	SWITCH, DOOR	S1-02427640000	S1-02427640000	S1-02427640000
1	12	TRANSFORMER	S1-02530889000	S1-02530889000	S1-02530889000
1,3	13	VALVE, GAS	S1-02537426000	S1-02537426000	S1-02537426000
<b>AIR MOVING</b>					
2	14	HOUSING, BLOWER	S1-37323747001	S1-37323747001	S1-37323747001
2	15	WHEEL, BLOWER	S1-02638510000	S1-02638510000	S1-02638510000
*	15A	BRACKET, BLOWER MTG (2 Req'd)	S1-07323778001	S1-07323778001	S1-07323778001

NOTE: \*Not Shown  
 New replacement parts shown in **bold** face type at the first printing of parts list dated 12/06.  
 Major components and suggested stocking items are shown with shaded item number.   
 "<" Across from row indicates a change in that row.  
 --- Not applicable to specified model.

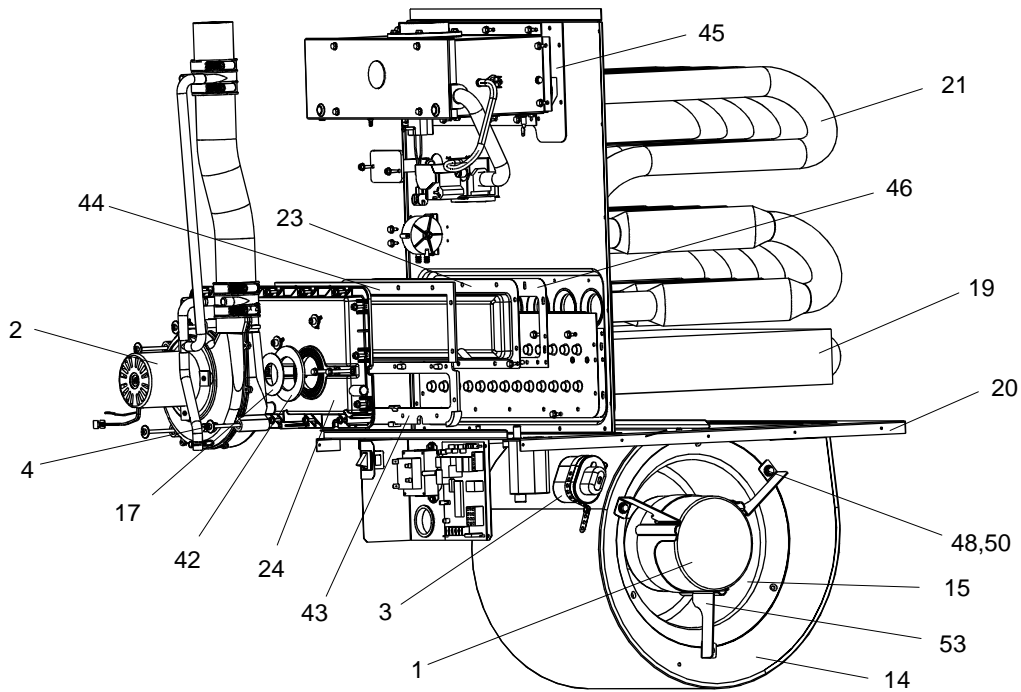


Figure 2: CONDENSING UPFLOW NATURAL GAS FURNACES

FIG	ITEM	DESCRIPTION	GY9S100C20UP11K	GY9S120D20UP11K	GY9S135D20UP11K
			(5 BURNER)	(6 BURNER)	(6 BURNER)
FABRICATED PARTS					
1	16	PANEL, BLOCK-OFF	S1-07319816090	S1-07319820090	S1-07319820090
2	17	COMBUSTION BLWR RESTRICTOR	---	---	---
3	18	BURNER, MAIN GAS	S1-02920482000	S1-02920482000	S1-02920482000
2	19	COIL, CONDENSING	S1-37319816801	S1-37319820801	S1-37319820801
2	20	SHELF, BLOWER	S1-07319816216	S1-07319820212	S1-07319820215
2	21	HEAT EXCHANGER ASS'Y	S1-37319816602	S1-37319820601	S1-37319820602
3	22	MANIFOLD, GAS	S1-02922253050	S1-02922253060	S1-02922253060
2	23	SHIELD, PAN	S1-07319816560	S1-07319820560	S1-07319820560
1,2	24	PAN, CONDENSATE	S1-02814757001	S1-02814758002	S1-02814758002
1	25	PANEL, BLOWER ACCESS	S1-07319816114	S1-07319820114	S1-07319820114
1	26	ACCESS PANEL, UPPER	S1-07319816121	S1-07319820121	S1-07319820121
3	27	WRAPPER, BURNER BOX	S1-07319811050	S1-07319811060	S1-07319811060
1	28	CHANNEL, TOE PLATE	S1-07319862057	S1-07319862058	S1-07319862058
1,3	29	COVER, GAS CONTROL	S1-37322155004	S1-37322155005	S1-37322155005
3	30	BOTTOM PANEL, BURNER BOX	S1-07319811150	S1-07319811160	S1-07319811160
1	31	PANEL, TOP	S1-07323754005	S1-07323754006	S1-07323754006
3	32	SUPPORT, BURNER	S1-07319811350	S1-07319811360	S1-07319811360
*	33	PLATE, DIFFUSER	S1-07314566004	S1-07314566005	S1-07314566005
3	34	BRACKET, IGNITER	S1-07317403000	S1-07317403000	S1-07317403000
	35				
	36				

NOTE: \*Not Shown  
 New replacement parts shown in **bold** face type at the first printing of parts list dated 12/06.  
 Major components and suggested stocking items are shown with shaded item number.  
 “<” Across from row indicates a change in that row.  
 --- Not applicable to specified model.



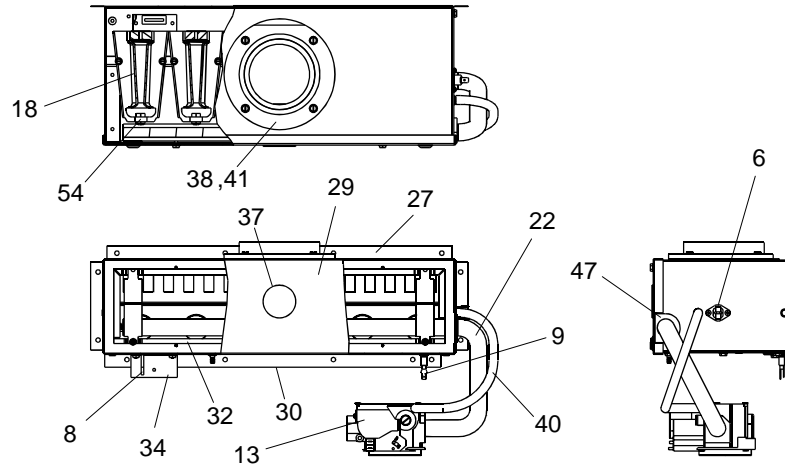


Figure 3: GAS CONTROLS

FIG	ITEM	DESCRIPTION	GY9S100C20UP11K	GY9S120D20UP11K	GY9S135D20UP11K
			(5 BURNER)	(6 BURNER)	(6 BURNER)
<b>MISCELLANEOUS</b>					
1,3	37	PLUG, WINDOW, CLEAR -1.5"	S1-02537005000	S1-02537005000	S1-02537005000
3	38	CONNECTOR AIR INTAKE 2"	S1-02811289000	S1-02811290000	S1-02811290000
1	39	TUBING, SILICONE (Gray, .188 ID, 2 ft. Req'd)	S1-02812499000	S1-02812499000	S1-02812499000
1,3	40	TUBING, PREFORMED	S1-02815170000	S1-02815170000	S1-02815170000
3	41	GASKET, AIR INTAKE	S1-02812460001	S1-02812460002	S1-02812460002
2	42	GASKET, COMBUSTION BLOWER	S1-02814767000	S1-02814767000	S1-02814767000
2	43	GASKET, CONDENSATE PAN	S1-02814759003	S1-02814759004	S1-02814759004
2	44	GASKET, UPPER CONDENSATE PAN	S1-02814774000	S1-02814775000	S1-02814775000
2	45	GASKET, GAS CONTROLS	S1-02815224000	S1-02815225000	S1-02815225000
2	46	GASKET (COND. COIL/LOWER PAN) (2 Req'd)	S1-02814760003	S1-02814760004	S1-02814760004
3	47	GROMMET, MANIFOLD SEAL	S1-02812465000	S1-02812465000	S1-02812465000
2	48	GROMMET, MOTOR (3 Req'd)	S1-02814740000	S1-02814740000	S1-02814740000
*	49	GROMMET, 1/2" DIA.	S1-02530823000	S1-02530823000	S1-02530823000
2	50	FERRULE, MOTOR MOUNT(3 Req'd)	S1-02320541000	S1-02320541000	S1-02320541000
1	51	HANDLE, DOOR (2 Req'd)	S1-02814886000	S1-02814886000	S1-02814886000
*	52	HARNESS, MAIN WIRING	S1-37319811531	S1-37319811531	S1-37319811531
2	53	MOUNT, 1 PC. MOTOR	S1-07319831001	S1-07319831001	S1-07319831001
3	54	ORIFICE, BURNER (Natural #45)	S1-02921182045	S1-02921182045	S1-02921182045
1	55	TRAP, CONDENSATE	S1-02814762000	S1-02814762000	S1-02814762000
*	56	WIRING DIAGRAM	105210	105210	105210
	57				
1	58	DRAIN TUBE, CONDENSATE TRAP	S1-02813309004	S1-02813309004	S1-02813309004
1	59	DRAIN TUBE, COMBUSTION BLOWER	S1-02814764000	S1-02814764000	S1-02814764000
1	60	DRAIN TUBE, CONDENSATE PAN	S1-02814763000	S1-02814763000	S1-02814763000
1	61	VENT TUBE	S1-02815226000	S1-02815226000	S1-02815226000
1	62	DRAIN ASSY, DOUBLE GUTTER	S1-02815227000	S1-02815227000	S1-02815227000
*	63	LOCKNUT, CONDUIT (1/2")	S1-02532683000	S1-02532683000	S1-02532683000
*	64	ADAPTER, INSERT	S1-02531808000	S1-02531808000	S1-02531808000
*	65	BUSHING, THREADED	S1-02531807000	S1-02531807000	S1-02531807000
*	66	WASHER, FLAT FIBERGLASS (2 Req'd)	S1-02814768000	S1-02814768000	S1-02814768000
*	67	2" PVC	S1-02815228000	S1-02815228000	S1-02815228000
*	68	LOGO/BEZEL PLATE ASSY	S1-37323701003	S1-37323701003	S1-37323701003
1	69	TUBING, SILICONE (Gray, .188 ID, 1.25 ft. Req'd)	S1-02812499000	S1-02812499000	S1-02812499000

NOTE: \*Not Shown  
 New replacement parts shown in **bold** face type at the first printing of parts list dated 12/06.  
 Major components and suggested stocking items are shown with shaded item number.  
 "<" Across from row indicates a change in that row.  
 --- Not applicable to specified model.

**NOTES**

**NOTES**

**TO ORDER AUTHORIZED FACTORY REPLACEMENT PARTS** - Contact your Source1 HVAC Parts Distributor or visit our website at [www.Source1Parts.com](http://www.Source1Parts.com) for a Distributor and Dealer listing.

Subject to change without notice. Printed in U.S.A.  
Copyright © by York International Corp. 2006. All rights reserved.

035-21294-001 Rev. A (1206)  
Supersedes: Nothing

---

<b>Unitary Products Group</b>	<b>5005 York Drive</b>	<b>Norman OK 73069</b>
---------------------------------------	--------------------------------	--------------------------------